





Welcome to Folkestone Museum

**This information is to help you prepare for a visit to Folkestone
museum. The museum is free to look around.**

You enter through these doors:



There is a small shop area and a reception desk



The person at the desk is here to welcome you to the museum.



This area of the museum can sometimes get a little busy.

This is what you will see as you walk through the main doors



You can pass through to the gallery if you would like it to be a little quieter.

On the wall are the sensory backpacks.



These are free to use as you explore the gallery. Just ask the person at the front desk if you would like to borrow one.

Now you will enter the top gallery.




The light levels are quite low in this gallery.

Please ask at the front desk if you would like to borrow a torch or magnifying glass.

There are costumes here to try on.



Stories to listen to.



And you can try out morse code.



**A loud beep goes off when you get near to this
picture.**


It will stop if you move away.



**There is a place where you can sit down and
have a rest.**



You can use the stairs to go down to the lower gallery.



Or you can use the lift.



The lift entrance is opposite the front desk.



Pass through the wooden double doors to find the lift entrance facing you.

Call the lift with the button on the wall. The door opens automatically

Press the 1 button to go to the lower gallery.

You can look around the ground floor and then come back to use the lift.

The lower gallery has lots of objects to see.



You can rest here.



And try out activities.



There is a real human skeleton in a case.



The Skeleton is from
Anglo Saxon times.
Please do not get too
close if you do not
want to see her.

The toilets are on this level.



The disabled toilet is opened with a radar key. Ask at the front desk if you need this.

If you are coming for a workshop, the learning space is on the lower ground floor.



If you are coming for a workshop, it will be delivered by the Learning Officer, Tara.

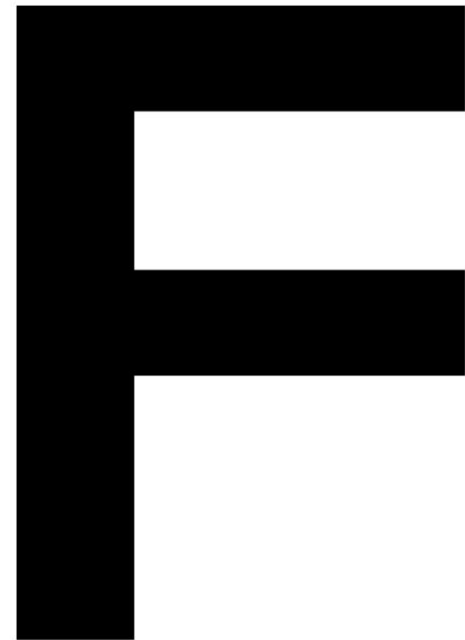


The back entrance to the museum is on this floor.

It is wheelchair accessible but there are cobble stones outside.



**Please get in touch if you would like to discuss
anything you have seen in this visual story.**



**Folkestone
Museum**

We look forward to
welcoming you to the
museum!